




# R.O.S. Public School

Affiliated to CBSE, New Delhi Upto +2 Level


## Class – K.G.-I & K.G.-II

---

1. Draw numbers from 1 to 9 on A4 size paper and colour it.
2. Show Big and small by paste or draw different type of things on A4 size paper.
3. Draw or paste 1 for one things, 2 for two things like balls, balloons etc. (1 to 9).
4. Show Ones and Tens by draw blocks or another things like balls, candles etc.  
(Note- group of 10 things will make Tens.)
5. Make groups of things and write their number names.  
Example:  -----Three.
6. Write a poem on a A4 size paper from the respective English book.
7. Write ten letters from each vowel on an A4 size paper.
8. Count and Write:



( )



( )



( )





( )




( )

9. Write 'A' for after and 'B' for before:

 (.....)

(.....) 

 (.....)

(.....) 


10. Make shapes with the help of match sticks on A4 sheet:

(a) Square

(b) Rectangle

(c) Triangle.

11. Think and write:

 +  = .....

 +  = .....

 +  = ....

12. क से म तक लिखे :- (10)

क \_\_\_\_\_

ज

ट

न

म

13. जोड़ो और लिखो:- (10)

फ + ल = .....

ख + त = .....

ह + ल = .....

ज + ल = .....

प + ढ = .....

14. सही क्रम में लिखें :- (5)

य    ष    र    स    ल    ह    व    क्ष    श    त्र    ज्ञ  
\_\_\_\_\_

\_\_\_\_\_

15. छोटे शब्द बनाओ :- (6)

न - \_\_\_\_\_

ब - \_\_\_\_\_

ट - \_\_\_\_\_

छ - \_\_\_\_\_

अ - \_\_\_\_\_

आ - \_\_\_\_\_

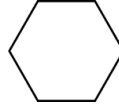
16. चित्रों के प्रथम वर्ण को लिखें:- (8)



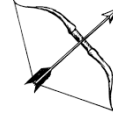
.....



.....



.....



.....



.....